

37PCSx25W LED ZOOM MOVING HEAD

KM-600Z

Features

Light source: 37x25W RGBW LED
 LED life expectancy: 20000 hours With powerful beam and wash effects Individual control of each LED rings Outstanding color macro effect
 Variable CTO: 2500K - 8000K Electronic linear zoom system
 Zoom range: 10°~60°
 Total lumen output:14,067 lm Outstanding strobe effect with variable speed0~100% smooth dimming
 Maximum connected quantity:
 3 sets (120V, 60Hz)
 5 sets (230V, 50Hz)

Control and Program

Protocols: DMX512, Master slave, Sound Active, RDM
 DMX Protocol modes: 3
 Control channels: 15,31,35CH
 Pan/Tilt Resolution: 16 bit
 Dimmer: 16 bit
 Upgrade the firmware via DMX link

PAN & TILT

Pan/Tilt movement: 540° / 270°
 Automatic Pan/Tilt position correction

Construction

Display: LED 2.4G color screen + 4 touch buttons selection menu
 Data in/out: 3-pin and 5-pin XLR
 Power In/Out: Power Connector in/out
 Protection Rating:IP20
 Automatic Pan/Tilt position correction

Electrical and Connectors

Power supply with electronic auto-ranging
 Input voltage range: 100~240V~ 50/60Hz
 Power consumption: 850 W
 Master Box size: 490x350x620mm
 Gross Weight:19kg
 Flycase 2 in 1: 750x440x700mm
 Gross Weight: 65kg

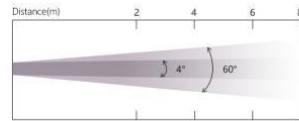
Included Items

User Manual
 Power Cable
 2x Fast-locked clamps

Local Details




Photometrics Diagram



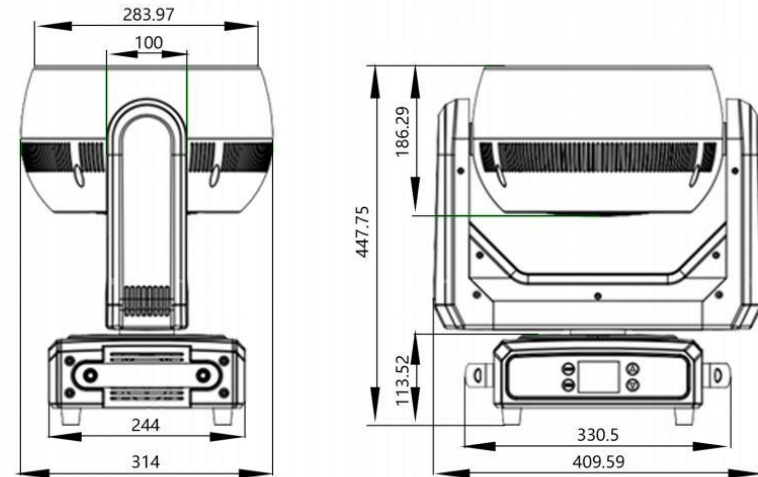
4° Lux	85000	32000	13400	8400
Diameter(m)	0.4	0.54	0.68	0.82
60° Lux	11800	2450	950	530
Diameter(m)	2.5	4.8	7.1	9.5



Renderings



Size mm(in)



Multi-angle product diagram

